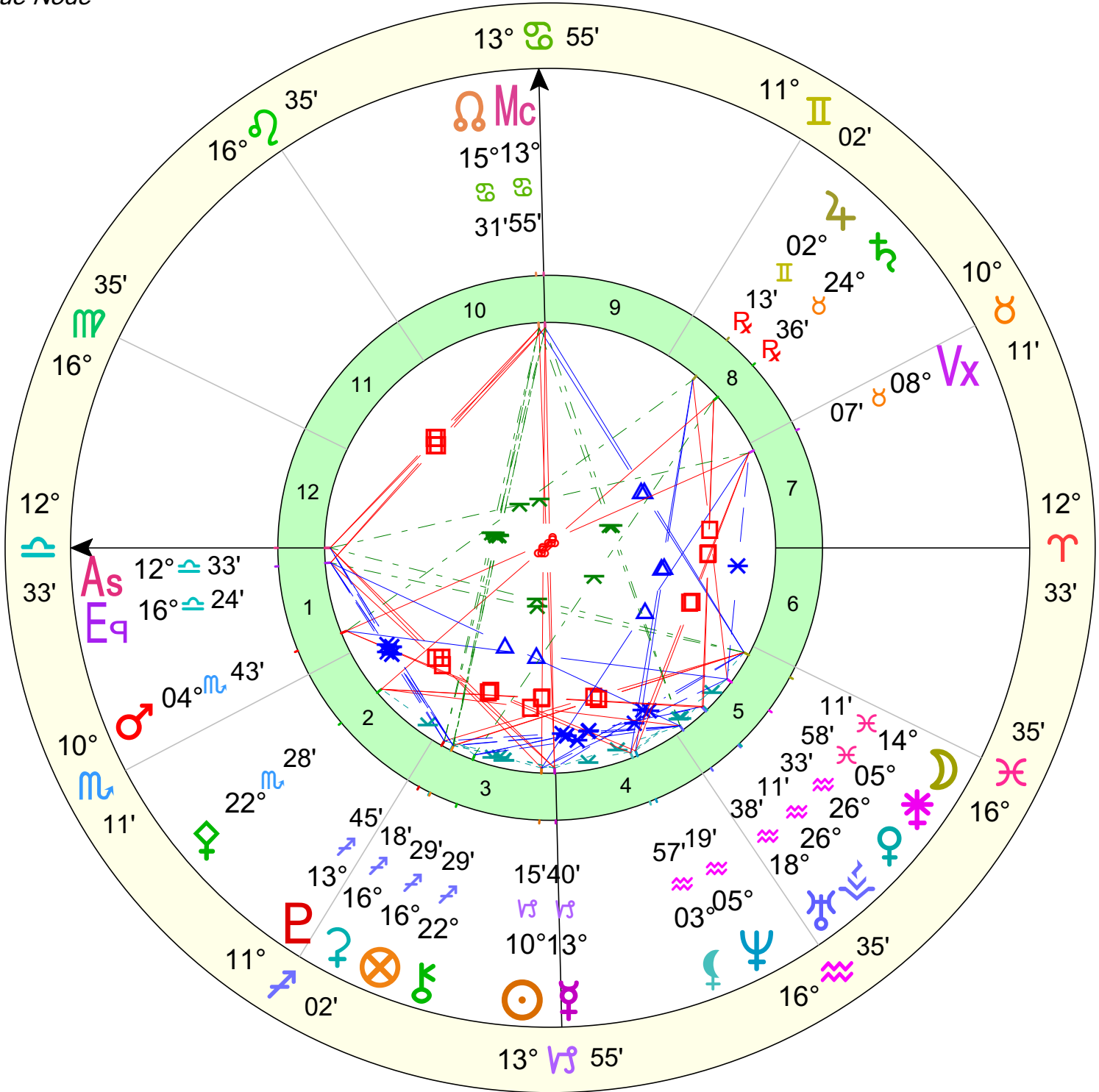
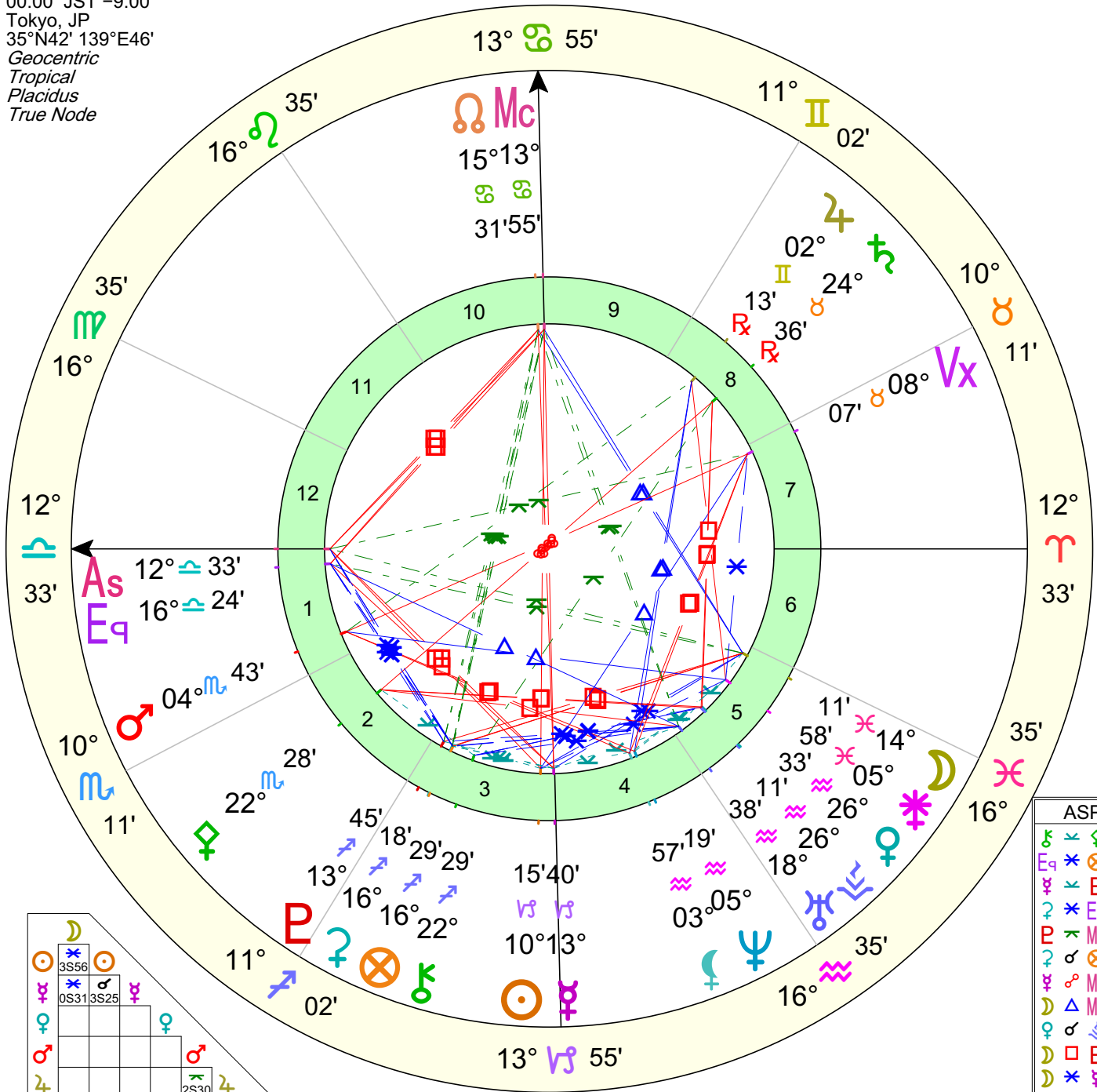


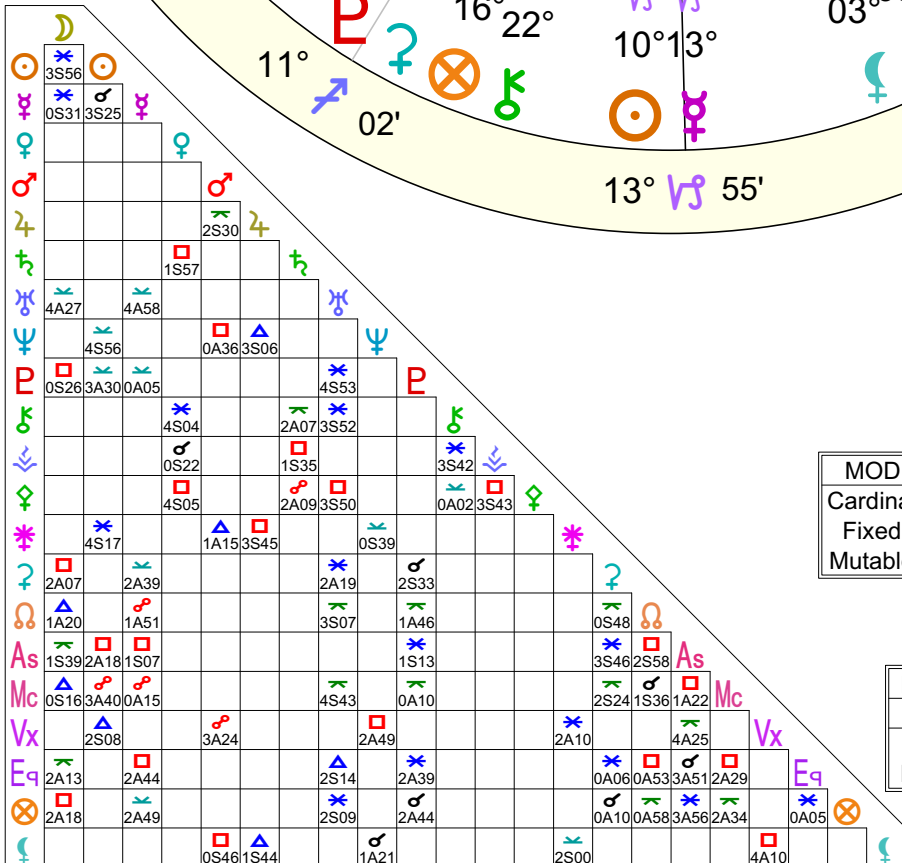
**Anata**  
**Natal Chart**  
 1 Jan 2001  
 00:00 JST -9:00  
 Tokyo, JP  
 35°N42' 139°E46'  
*Geocentric*  
*Tropical*  
*Placidus*  
*True Node*



**Anata**  
**Natal Chart**  
 1 Jan 2001  
 00:00 JST -9:00  
 Tokyo, JP  
 35°N42' 139°E46'  
*Geocentric*  
*Tropical*  
*Placidus*  
*True Node*



ASPECTS	
♄	♆ 0°02' A
♁	♃ 0°05' A
♁	♁ 0°05' A
♁	♁ 0°06' A
♁	♁ 0°10' A
♁	♁ 0°10' A
♁	♁ 0°15' A
♁	♁ 0°16' S
♁	♁ 0°22' S
♁	♁ 0°26' S
♁	♁ 0°31' S
♁	♁ 0°36' A



1	2	9	9	3
8	7			15

MODES	
Cardinal	6
Fixed	9
Mutable	7

ELEM	
Fire	4
Earth	4
Air	8
Water	6

Day of ☉ Hour of ♋  
 7th Hour of Night  
 Last Hr ☾ -16 mins  
 Next Hr ♌ +56 mins

Pt	Long.	Decl.	Lat.
☾	14° 11' 14"	-10° 24'	-04° 32'
☉	10° 11' 15" 04"	-23° 03'	-00° 00'
♁	13° 11' 40"	-24° 41'	-01° 57'
♁	26° 33'	-14° 07'	-01° 32'
♁	04° 11' 43"	-11° 54'	+01° 16'
♁	02° 11' 13" ♁	+19° 49'	-00° 49'
♁	24° 11' 36" ♁	+16° 47'	-02° 12'
♁	18° 33'	-15° 53'	-00° 41'
♁	05° 19'	-18° 47'	+00° 10'
♁	13° 45'	-12° 12'	+10° 19'
♁	22° 29'	-18° 14'	+05° 00'
♁	26° 11'	-17° 27'	-04° 58'
♁	22° 11'	+01° 48'	+20° 50'
♁	05° 58'	-10° 40'	-01° 26'
♁	16° 18'	-20° 59'	+01° 46'
♁	15° 31'	+22° 32'	+00° 00'
♁	12° 32' 42"	-04° 57'	+00° 00'
♁	13° 54' 54"	+22° 43'	+00° 00'
♁	08° 07' 26"	+14° 13'	+00° 00'
♁	16° 24'	-06° 27'	+00° 00'
♁	16° 29'	-27° 16'	-04° 32'
♁	03° 57'	-20° 50'	-01° 37'

\*\*\* ASPECTS LIST REPORT \*\*\*

Anata – Natal Chart

Aspect Set: Standard Aspect Set  
Aspects of Longitude and Declination

Aspects of ☽							
☽ ✖ ☾	3°56' S	☽ ✖ ♀	0°31' S	☽ ⚡ ♃	4°27' A	☽ □ ♀	0°26' S
☽ □ ♀	2°07' A	☽ △ ♀	1°20' A	☽ ⚡ As	1°39' S	☽ △ ♀	0°16' S
☽ ⚡ ♀	2°13' A	☽ □ ♀	2°18' A				
Aspects of ☾							
☾ ✖ ☽	3°56' S	☾ ⚡ ♀	3°25' S	☾ ⚡ ♃	4°56' S	☾ ⚡ ♀	3°30' A
☾ ✖ ♀	4°17' S	☾ □ As	2°18' A	☾ ⚡ ♀	3°40' A	☾ △ ♀	2°08' S
Aspects of ♀							
♀ ✖ ☽	0°31' S	♀ ⚡ ♀	3°25' S	♀ ⚡ ♃	4°58' A	♀ ⚡ ♀	0°05' A
♀ ⚡ ♀	2°39' A	♀ ⚡ ♀	1°51' A	♀ □ As	1°07' S	♀ ⚡ ♀	0°15' A
♀ □ ♀	2°44' A	♀ ⚡ ♀	2°49' A				
Aspects of ♀							
♀ □ ♀	1°57' S	♀ ✖ ♃	4°04' S	♀ ⚡ ♀	0°22' S	♀ □ ♀	4°05' S
Aspects of ♀							
♀ ⚡ ♀	2°30' S	♀ □ ♀	0°36' A	♀ △ ♀	1°15' A	♀ ⚡ ♀	3°24' A
♀ □ ♀	0°46' S						
Aspects of ♀							
♀ ⚡ ♀	2°30' S	♀ △ ♀	3°06' S	♀ □ ♀	3°45' S	♀ △ ♀	1°44' S
Aspects of ♀							
♀ □ ♀	1°57' S	♀ ⚡ ♀	2°07' A	♀ □ ♀	1°35' S	♀ ⚡ ♀	2°09' A
Aspects of ♀							
♀ ⚡ ♀	4°27' A	♀ ⚡ ♀	4°58' A	♀ ✖ ♀	4°53' S	♀ ✖ ♀	3°52' S
♀ □ ♀	3°50' S	♀ ✖ ♀	2°19' A	♀ ⚡ ♀	3°07' S	♀ ✖ ♀	4°43' S
♀ △ ♀	2°14' S	♀ ✖ ♀	2°09' S				
Aspects of ♀							
♀ ⚡ ♀	4°56' S	♀ □ ♀	0°36' A	♀ △ ♀	3°06' S	♀ ⚡ ♀	0°39' S
♀ □ ♀	2°49' A	♀ ⚡ ♀	1°21' A				
Aspects of ♀							
♀ □ ♀	0°26' S	♀ ⚡ ♀	3°30' A	♀ ⚡ ♀	0°05' A	♀ ✖ ♀	4°53' S
♀ ⚡ ♀	2°33' S	♀ ⚡ ♀	1°46' A	♀ ✖ As	1°13' S	♀ ⚡ ♀	0°10' A
♀ ✖ ♀	2°39' A	♀ ⚡ ♀	2°44' A				
Aspects of ♀							
♀ ✖ ♀	4°04' S	♀ ⚡ ♀	2°07' A	♀ ✖ ♀	3°52' S	♀ ✖ ♀	3°42' S
♀ ⚡ ♀	0°02' A						
Aspects of ♀							
♀ ⚡ ♀	0°22' S	♀ □ ♀	1°35' S	♀ ✖ ♀	3°42' S	♀ □ ♀	3°43' S
Aspects of ♀							
♀ □ ♀	4°05' S	♀ ⚡ ♀	2°09' A	♀ □ ♀	3°50' S	♀ ⚡ ♀	0°02' A
♀ □ ♀	3°43' S						
Aspects of ♀							
♀ ✖ ♀	4°17' S	♀ △ ♀	1°15' A	♀ □ ♀	3°45' S	♀ ⚡ ♀	0°39' S
♀ ✖ ♀	2°10' A	♀ ⚡ ♀	2°00' S				
Aspects of ♀							
♀ □ ♀	2°07' A	♀ ⚡ ♀	2°39' A	♀ ✖ ♀	2°19' A	♀ ⚡ ♀	2°33' S
♀ ⚡ ♀	0°48' S	♀ ✖ ♀	3°46' S	♀ ⚡ ♀	2°24' S	♀ ✖ ♀	0°06' A
♀ ⚡ ♀	0°10' A						
Aspects of ♀							
♀ △ ♀	1°20' A	♀ ⚡ ♀	1°51' A	♀ ⚡ ♀	3°07' S	♀ ⚡ ♀	1°46' A
♀ ⚡ ♀	0°48' S	♀ □ As	2°58' S	♀ ⚡ ♀	1°36' S	♀ □ ♀	0°53' A
♀ ⚡ ♀	0°58' A						
Aspects of As							
As ⚡ ♀	1°39' S	As □ ♀	2°18' A	As □ ♀	1°07' S	As ✖ ♀	1°13' S
As ✖ ♀	3°46' S	As □ ♀	2°58' S	As □ ♀	1°22' A	As ⚡ ♀	4°25' A
As ⚡ ♀	3°51' A	As ✖ ♀	3°56' A				
Aspects of Mc							
Mc △ ♀	0°16' S	Mc ⚡ ♀	3°40' A	Mc ⚡ ♀	0°15' A	Mc ⚡ ♀	4°43' S
Mc ⚡ ♀	0°10' A	Mc ⚡ ♀	2°24' S	Mc ⚡ ♀	1°36' S	Mc □ ♀	1°22' A
Mc □ ♀	2°29' A	Mc ⚡ ♀	2°34' A				
Aspects of Vx							
Vx △ ♀	2°08' S	Vx ⚡ ♀	3°24' A	Vx □ ♀	2°49' A	Vx ✖ ♀	2°10' A
Vx ⚡ ♀	4°25' A	Vx □ ♀	4°10' A				

Aspects of E<sub>q</sub>

E <sub>q</sub>	♌	☾	2°13' A
E <sub>q</sub>	♌	♁	0°06' A
E <sub>q</sub>	♌	♁	0°05' A

E <sub>q</sub>	☐	♁	2°44' A
E <sub>q</sub>	☐	♁	0°53' A

E <sub>q</sub>	♈	♁	2°14' S
E <sub>q</sub>	♈	♁	3°51' A

E <sub>q</sub>	♌	♁	2°39' A
E <sub>q</sub>	☐	♁	2°29' A

Aspects of ☁

☁	☐	☾	2°18' A
☁	♈	♁	0°10' A
☁	♌	E <sub>q</sub>	0°05' A

☁	♌	♁	2°49' A
☁	♌	♁	0°58' A

☁	♌	♁	2°09' S
☁	♌	♁	3°56' A

☁	♈	♁	2°44' A
☁	♌	♁	2°34' A

Aspects of ♁

♁	☐	♈	0°46' S
♁	☐	♁	4°10' A

♁	♈	♁	1°44' S
---	---	---	---------

♁	♈	♁	1°21' A
---	---	---	---------

♁	♌	♁	2°00' S
---	---	---	---------

\*\*\* END REPORT \*\*\*

\*\*\* ASPECTS LIST REPORT \*\*\*

Anata – Natal Chart

Aspect Set: Standard Aspect Set

Aspects of Longitude

Sorted by Orb – Maximum Aspect Orb 5°00'

♂	♋	♀	0°02' A	♃	♈	♁	1°20' A	♃	♋	♁	2°18' A	♂	♋	♁	3°42' S
♀	♋	♁	0°05' A	♃	♈	♁	1°21' A	♃	♋	♁	2°19' A	♃	♋	♁	3°43' S
♂	♋	♁	0°05' A	♁	♈	♁	1°22' A	♃	♋	♁	2°24' S	♃	♋	♁	3°45' S
♂	♋	♁	0°06' A	♃	♈	♁	1°35' S	♁	♈	♁	2°29' A	♃	♋	♁	3°46' S
♂	♋	♁	0°10' A	♃	♈	♁	1°36' S	♃	♈	♁	2°30' S	♃	♋	♁	3°50' S
♂	♋	♁	0°10' A	♃	♈	♁	1°39' S	♃	♈	♁	2°33' S	♁	♈	♁	3°51' A
♂	♋	♁	0°15' A	♃	♈	♁	1°44' S	♃	♈	♁	2°34' A	♃	♋	♁	3°52' S
♂	♋	♁	0°16' S	♃	♈	♁	1°46' A	♃	♈	♁	2°39' A	♃	♋	♁	3°56' S
♂	♋	♁	0°22' S	♃	♈	♁	1°51' A	♃	♈	♁	2°39' A	♃	♋	♁	3°56' A
♂	♋	♁	0°26' S	♃	♈	♁	1°57' S	♃	♈	♁	2°44' A	♃	♋	♁	4°04' S
♂	♋	♁	0°31' S	♃	♈	♁	2°00' S	♃	♈	♁	2°44' A	♃	♋	♁	4°05' S
♂	♋	♁	0°36' A	♃	♈	♁	2°07' A	♃	♈	♁	2°49' A	♃	♋	♁	4°10' A
♂	♋	♁	0°39' S	♃	♈	♁	2°07' A	♃	♈	♁	2°49' A	♃	♋	♁	4°17' S
♂	♋	♁	0°46' S	♃	♈	♁	2°08' S	♃	♈	♁	2°58' S	♃	♋	♁	4°25' A
♂	♋	♁	0°48' S	♃	♈	♁	2°09' A	♃	♈	♁	3°06' S	♃	♋	♁	4°27' A
♂	♋	♁	0°53' A	♃	♈	♁	2°09' S	♃	♈	♁	3°07' S	♃	♋	♁	4°43' S
♂	♋	♁	0°58' A	♃	♈	♁	2°10' A	♃	♈	♁	3°24' A	♃	♋	♁	4°53' S
♂	♋	♁	1°07' S	♃	♈	♁	2°13' A	♃	♈	♁	3°25' S	♃	♋	♁	4°56' S
♂	♋	♁	1°13' S	♃	♈	♁	2°14' S	♃	♈	♁	3°30' A	♃	♋	♁	4°58' A
♂	♋	♁	1°15' A	♃	♈	♁	2°18' A	♃	♈	♁	3°40' A				

\*\*\* END REPORT \*\*\*